

Please read carefully and keep this information for your use.

SHERIQUE

Japan Approval No. 23000BZX00223A11

[Warnings]

1. Wearing contact lenses may cause corneal epithelial disorders such as corneal ulcers, keratitis, corneal infiltration & corneal erosions, corneal edema, conjunctivitis, iritis, corneal angiogenesis and so on, and may hasten the decrease of corneal endothelial cells. Some eye disorders caused by lens wear can lead to blindness if left untreated.
2. In order to avoid the eye damage described above, the following should be observed when using the lenses.
 - 1) **Ensure proper application time.**
There is an individual difference in the time to wear the lens. Observe the application times indicated by your eye doctor.
 - 2) **Observe the duration of use.**
This lens is a disposable lens that is replaced with a new lens in one day. Be sure to replace your lenses with new ones periodically, as directed by your eye doctor, without exceeding the duration of use.
 - 3) **Observe the way of handling and use it correctly.**
Improper handling of the lens can lead to eye damage. Keep the lens clean and use it in the correct way.
 - 4) **Get a regular checkup.**
Even if there are no symptoms and you are using it well, your eyes and lenses may be damaged or your eye damage may have progressed. Even if there are no abnormalities, be sure to have regular examinations as directed by your eye doctor.
 - 5) **If you feel any abnormality, receive eye care immediately.**
Before wearing the lenses, check to see if there are any smears or redness in the eyes, and after wearing the lenses, check to see if there is any foreign body sensation, etc. If you feel any abnormality, you should consult an eye doctor.
 - 6) **Never use a lens that is damaged or otherwise defective.**
Be sure to check the lens for damage or other defects before use. If any subjective symptoms such as lens damage occur while wearing the lens and it is not improved, consult an eye doctor.

[Prohibition]

1. **Applicants** : The following people should not use it.
 - ✓ Acute and subacute inflammation of the anterior segment of the eye.
 - ✓ Eye infection.
 - ✓ Uveitis
 - ✓ The corneal image is low.
 - ✓ Dry eye and lacrimal organ disease to the extent that becomes a problem for lens wear.
 - ✓ Eyelid abnormalities.
 - ✓ Allergic conditions to a degree that affects lens wear.
 - ✓ People who live in a constantly dry environment.
 - ✓ People who live in an environment where dust, chemicals etc. can be easily gotten into eyes.
 - ✓ People who cannot follow instructions from their eye doctor.
 - ✓ People who cannot use the lens properly.
 - ✓ People who cannot take a regular checkup.
 - ✓ People who are unable to maintain the hygiene required for lens wear.

2. Use of Lens

- ✓ Do not give your lenses to others or use someone else's lenses.
- ✓ Re-use prohibit.
- ✓ Once the lens is removed from the eye, it should not be reused and should be discarded.

3. Concomitant Medical Device

- ✓ Remove the lens when you have an MRI.

[Form, structure and principle]**1. Composition of the lens**

- | | |
|--------------------------------------|--|
| 1) Grouping of soft contact lenses : | Group IV |
| 2) Constituent monomer : | 2-HEMA, MAA, EGDMA |
| 3) Water content : | 55% |
| 4) Acid pass-through coefficient : | 19.7×10^{-11} (cm ² / sec), (mLO ₂ / (mL x mmHg)) |
| 5) Coloring agent : | Anthraquinone Coloring Agent,
Phthalocyanine Colorants,
Metal Oxide Colorants,
Dioxazine Colorants,
Azo Colorants. |
| Place of the colored surface : | The coloring agent is present on the eyelid side. |
| Condition of the colored part : | The colorant is encapsulated in the HEMA monomer. |
| 6) UV absorbers : | Benzophenone UV absorbers |
| UV absorption rate : | UV-A through rate : 50% unmounted
UV-B through rate : 5% unmounted |

2. Preservation Fluid

- | | |
|---|--|
| Main ingredients of preservation solution : | Sodium Chloride,
Buffering Agent (phosphoric acid). |
|---|--|

3. Principle

- A tinted lens is worn in front of the eye surface to correct vision using the optical principle of refraction.
- A lens with an annular tint is placed in front of the eye to change the appearance (color, pattern, shape) of the iris or pupil and correct vision using the optical principle of refraction.
- A lens with a circular colored portion is worn in front of the face of the eye to change the appearance (color, pattern, shape) of the iris or pupil.

[Purpose of use or effect]

- Intended to change the appearance (color, pattern, shape) of the iris or pupil (except for tinted lenses that do not have an annular colored portion).
- Tint : Vision correction (other than vertex refractive power $\pm 0.00D$).
- Annular tint : Visual acuity correction (other than vertex refractive power $\pm 0.00D$)
- Annular coloration : Non-vision corrected (vertex refractive power of $\pm 0.00D$)

[How to use]

All-day wear, single use.

[Precautions for use related to usage etc.]

1. Lens on and off
 - 1) Precautions for handling the lens
 - Cut your nails short and smooth then into a round shape.
 - Always clean your hands before handling the lens.
 - When putting on and taking off the lens, avoid sticking your fingernails or putting your fingertips in direct contact with your eyes.
 - 2) How to take out the lens
 - Be careful not to cut your fingers with the aluminum seal when you open it.
 - Gently remove the lens from the container with the belly of your finger, without sticking your fingernails, to avoid damaging it.
 - Check the left, right and reverse sides of the lens before use.
 - 3) How to put the lens on
 1. Place the lens on the tip of your index finger.
 2. While looking in the mirror, open your eyes wide with the thumb and forefinger of your other hand.
 3. Slowly bring the lens closer to the eye and gently place it over the black eye.
 4. Once you have placed the lens on your black eye, slowly release the finger that was opening your eye and blink slowly.
 5. Make sure that there is no misalignment in the left and right view.
 - 4) How to remove the lens
 1. Pull down the lower eyelid with your middle finger.
 2. Pinch the bottom of the lens with your thumb and forefinger to remove it,
2. Applying Schedule
 - 1) This lens is an all-day wear, one-day disposable lens. The lenses should be worn while you are awake and removed before you go to bed.
 - 2) The schedule for getting used to wearing the lenses varies from person to person. Be sure to follow instructions by eye doctor and familiarize yourself with the schedule that works best for you.

< example >

Day 1 - 3	3 hours
Day 4 - 6	6 hours
Day 7 ~	a full-day
 - 3) If you interrupt the use of the lens ;
 - For less than a week, you can use the lens as usual.
 - If you interrupt for more than a week, start with the example schedule as if you were using the lens for the first time.
 - If interrupted for more than one month, consult an eye doctor before starting the application.
3. Regular Checkup

Be sure to have regular check-ups one week, one month, three months, and every three months thereafter, or as directed by your eye doctor.

[Precautions for use]

1. Important Basic Notes

- 1) Always read this information carefully before wearing the lens and keep it ready to read when you need.
- 2) If you have an allergic disease, consult an eye doctor as the risk of adverse events

increases.

2. Incompatible, harmful phenomenon

The following defects or adverse events may occur.

- 1) Unsuitable
Lens : Torn, scratched, deformed, discolored, foreign matter attached.
Solution & package : Leakage, discoloration, deterioration, damage or staining of liquid.
- 2) Adverse events
Corneal epithelial disorders such as corneal ulcers, corneal abscesses, corneal perforations, corneal infiltration, corneal erosions, keratitis, and corneal epithelial staining and corneal edema, corneal angiogenesis, conjunctivitis, subconjunctival hemorrhage, iritis, wheat granuloma, mybome adenitis, chalazion, ptosis, regulatory eye strain, dry eye, decreased corneal endothelial cells.

[Symptoms and measures to be taken when using the lens.]

- 1) Do not force the use of the lens if your eyes are uncomfortable.
- 2) If you experience any of the following symptoms while using the lens, please try the followings. If symptoms persist, see an eye doctor as soon as possible.

Symptoms	Measures
foreign body sensation, pain, itching, dullness, frequent eye discharge, redness	- Check the lens and replace it with a new one if it is scratched or damaged or dirty. - If the time of application is too long, shorten the application time.
instability of vision, difficulty seeing, eye fatigue	- Check the left and right sides of the lens, the back and front, and reinsert the new lens correctly. - If the time of application is too long, shorten the application time.
dry feeling	- Blink a few times and let out a lot of tears. - Dropping eye drops for soft contact lenses.

3. Application to pregnant women, nursing women, lactating women, children etc.

- 1) If you need to take medication or eye drops, or if you are pregnant or immediately after childbirth, consult your eye doctor as this may affect your lens wear.
- 2) When children are allowed to use lenses, they should be supervised by a parent or guardian.

4. Other notes

- 1) If you lose the lens or stop wearing it, carry a spare lens and use it with your glasses.
- 2) Put on the lens before the makeup and remove the lens before removing the makeup.
- 3) Make sure that cosmetics do not get on the lens.
- 4) When using eye drops, we recommend using artificial tears for soft contact lenses that do not contain preservatives.
- 5) Remove the lens when swimming.
- 6) In the case of a lens with an annular colored portion, the tinted part of the lens may reduce the amount of light and make it difficult to see. It may also cause a sense of discomfort in the peripheral areas of the visual field. These may decrease as you get used to wearing the lens, but if they persist, consult an eye doctor.
- 7) Depending on the use of the lens, it may be difficult to see in the dark. Be especially careful when driving a car or operating a machine in a dark place.
- 8) During strenuous sports or other activities, the lens may shift and obstruct your vision.
- 9) If you have an allergic disease, consult an ophthalmologist as there is an increased risk of an adverse event occurring.
- 10) If you are staying abroad for an extended period of time, you should have regular checkups at a local medical institution.

- 11) However, in the unlikely event that there is a defect in an unused product, please check the date and time of purchase, check the place of purchase, and keep the original lens, box, and lens container and contact the place of purchase or the followings.






[Storage method and validity period, etc.]

1. Storage method : Avoid direct sunlight, high temperatures, high humidity, and freezing and store at room temperature.
2. Expiry (EXP.) : The expiration date of the lens is indicated on the outer box of the lens and on the container itself. Do not use lenses that are past their expiration date. For example, YYYY/MM expires on the last day of month MM, year YYYY.

[Name of Manufacturer and Distributor]

- Manufacturer & Distributor : YUNG SHENG OPTICAL CO., LTD. (Japan)
Tel : 81-776-89-1886
- Manufacturer : YUNG SHENG OPTICAL CO., LTD. (Taiwan)
- Distributor : AISEI CO., LTD. (Japan) Tel : 81-0120-579-570

[Symbols on packaging]

Symbol	Definition	Symbol	Definition
	Please read Instruction for Use.		Sterile Using Steam Heat
EXP.	Expiry		"Identification mark" for paper containers and wrapping
LOT	Lot No.		"Identification mark" for composite materials
DIA	Diameter		Do Not Re-Use (Single Use)
BC	Base Curve	P / PWR	Vertex Refractive Index