

Please read carefully and keep this information for your use.

Ever Color 1day MOIST LABEL

Japan Approval No. 22600BZX00273A06

[Warnings]

1. Wearing contact lenses may cause corneal epithelial disorders such as corneal ulcers, keratitis, corneal infiltration & corneal erosions, corneal edema, conjunctivitis, iritis, corneal angiogenesis and so on, and may hasten the decrease of corneal endothelial cells. Some eye disorders caused by lens wear can lead to blindness if left untreated.
2. In order to avoid the eye damage described above, the following should be observed when using the lenses.
 - 1) **Ensure proper application time.**
There is an individual difference in the time to wear the lens. Observe the application times indicated by your eye doctor.
 - 2) **Observe the duration of use.**
This lens is a disposal lens that should be replaced with a new lens in a day.
 - 3) **Observe the way of handling and use it correctly.**
Improper handling of the lens can lead to eye damage. Keep the lens clean and use it in the correct way.
 - 4) **Get a regular checkup.**
Even if there are no symptoms and you are using it well, your eyes and lenses may be damaged or your eye damage may have progressed. Even if there are no abnormalities, be sure to have regular examinations as directed by your eye doctor.
 - 5) **If you feel any abnormality, receive eye care immediately.**
Before wearing the lenses, check to see if there are any smears or redness in the eyes, check to see if there is any foreign body sensation, etc. If you feel any abnormality, you should consult an eye doctor.
 - 6) **Never use a lens that is damaged or otherwise defective.**
Be sure to check the lens for damage or other defects before use. If any subjective symptoms such as lens damage occur while wearing the lens and it is not improved, consult an eye doctor.

[Prohibition]

1. **Applicants** : The following people should not use it.
 - ✓ Acute and subacute inflammation of the anterior segment of the eye.
 - ✓ Eye infection.
 - ✓ Uveitis.
 - ✓ The corneal image is low.
 - ✓ Dry eye and lacrimal organ disease to the extent that becomes a problem for lens wear.
 - ✓ Eyelid abnormalities.
 - ✓ Allergic conditions to a degree that affects lens wear.
 - ✓ People who live in a constantly dry environment.
 - ✓ People who live in an environment where dust, chemicals etc. can be easily gotten into eyes.
 - ✓ People who cannot follow instructions from their eye doctor.
 - ✓ People who cannot use the lens properly.
 - ✓ People who cannot take a regular checkup.
 - ✓ People who are unable to maintain the hygiene required for lens wear.
2. **Use of Lens**
 - ✓ Do not give your lenses to others or use someone else's lenses.

- ✓ Reuse prohibition. Once you remove the lens, do not reuse the same but discard it.

3. Concomitant Medical Device

- ✓ Remove the lens when you have an MRI.

[Form, structure and principle]

1. Composition of the lens

- | | |
|--------------------------------------|--|
| 1) Grouping of soft contact lenses : | Group I |
| 2) Constituent monomer : | HEMA, NVP, MMA, Aromatic compounds |
| 3) Water content : | 38.6% |
| 4) Acid pass-through coefficient : | 9.5×10^{-11} (cm ² / sec), (mLO ₂ / (mL x mmHg)) |
| 5) Coloring agent : | Phthalocyanine Coloring Agent,
Metal Oxide Colorants,
Aromatic Coloring Agent,
Carbon-based Coloring Agent. |

Place of the colored surface : Colorant is present on the corneal side.

Condition of the colored part : Colorant is embedded in the lens.

Benzotriazole Ultraviolet Absorbent

(Vertex refractive force : -3.00D)

2. Preservation Fluid

Main ingredients of preservation solution : Sodium Chloride,
Phosphate Buffer Solution,
Moisturizing ingredient

3. Principle

Vision is corrected by the apex refractive force added to the contact lens, and by the tear fluid that exists between the contact lens and the cornea.

[Purpose of use or effect]

Correct vision and changes of the appearance (color, pattern, shape) of the iris or pupil when used.

[How to use]

All-day use, 1day disposal.

[Precautions for use related to usage etc.]

1. Lens on and off

1) Precautions for handling the lens

- Cut your nails short and smooth then into a round shape.
- Always clean your hands before handling the lens.
- When putting on and taking off the lens, avoid sticking your fingernails or putting your fingertips in direct contact with your eyes.

2) How to take out the lens

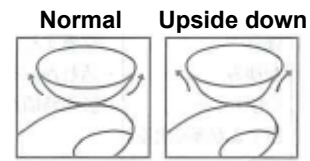
- Be careful not to cut your fingers with labels or containers.
- The packaging container should be folded into a pile and detached.



- Gently remove the lens from the container with the belly of your finger, without sticking your fingernails, to avoid damaging it.
- Check the left, right and reverse sides of the lens before use.

3) How to put the lens on

1. Place the lens on the tip of your index finger.



2. While looking in the mirror, pull down the lower eyelid with the middle finger of the hand on which the lens is placed and pull up the upper eyelid with the index finger of the other hand, opening the eye wide.
3. Slowly bring the lens closer to the eye and gently place it over the black eye.
4. Once you have placed the lens on your black eye, slowly release the finger that was opening your eye and blink slowly.
5. Make sure that there is no misalignment in the left and right view.

4) How to remove the lens

1. Pull down the lower eyelid with your middle finger.
2. Pinch the bottom of the lens with your thumb and forefinger to remove it,

2. Applying Schedule

- 1) This lens is a full-day wear, one-day disposal lens. The lenses should be worn while you are awake, and removed and discarded before you go to bed.
- 2) The schedule for getting used to wearing the lenses varies from person to person. Be sure to follow instructions by eye doctor and familiarize yourself with the schedule that works best for you.

< example >

Day 1	3 – 5 hours
Day 2	4 – 6 hours
Day 3	5 – 7 hours
Day 4	6 – 8 hours
Day 5 – 6	within 8 hours
Day 7 ~	examination, a full-day (preferable within 8 hours)

- 3) If you interrupt the use of the lens ;
 - For less than a week, you can use the lens as usual.
 - If you interrupt for more than a week, start with the example schedule as if you were using the lens for the first time.
 - If interrupted for more than one month, consult an eye doctor before starting the application.

3. Regular Checkup

Be sure to have regular check-ups one week, one month, three months, and every three months thereafter, or as directed by your eye doctor.

[Precautions for use]

1. Important Basic Notes

- 1) Always read this information carefully before wearing the lens and keep it ready to read when you need.
- 2) If you have an allergic disease (including allergies to materials such as metals), consult an eye doctor as the risk of adverse events increases.

2. Incompatible, harmful phenomenon

The following defects or adverse events may occur.

1) Unsuitable

Lens : Torn, scratched, deformed, discolored, foreign matter attached.

Solution & package : Leakage, damage.

2) Adverse events

Corneal epithelial disorders such as corneal ulcers, corneal abscesses, corneal perforations, corneal infiltration, corneal erosions, keratitis, and corneal epithelial staining and corneal edema, corneal angiogenesis, conjunctivitis, subconjunctival hemorrhage, iritis, wheat granuloma, mybome adenitis, chalazion, ptosis, regulatory eye strain, dry eye, decreased corneal endothelial cells, SEALS, conjunctival congestion, conjunctival edema, conjunctival papillae, ocular infections, conjunctival congestion, lacrimal fissure.

[Symptoms and measures to be taken when using the lens.]

- 1) Do not force the use of the lens if your eyes are uncomfortable.
- 2) If you experience any of the following symptoms while using the lens, please try the followings. If the symptoms persist, see an eye doctor as soon as possible.

Symptoms	Measures
foreign body sensation, pain, itching, dullness, frequent eye discharge, redness	<ul style="list-style-type: none"> - Check the lens and replace it with a new one if it is scratched or damaged. - If there is a stain, replace it with a new lens. - If the time of application is too long, shorten the application time.
instability of vision, difficulty seeing, eye fatigue	<ul style="list-style-type: none"> - Check the left, right and back of the lens and replace it with a new lens. - If the time of application is too long, shorten the application time.
dry feeling	<ul style="list-style-type: none"> - Blink a few times and let out a lot of tears. - Dropping eye drops for soft contact lenses.

3. Application to the elderly

Consult an eye doctor if you are an elderly person who has difficulty putting on and taking off the lens by yourself.

4. Application to pregnant women, nursing women, lactating women, children etc.

- 1) If you need to take medication or eye drops, or if you are pregnant or immediately after childbirth, consult your eye doctor as this may affect your lens wear.
- 2) When children are allowed to use lenses, they should be supervised by a parent or guardian.

5. Other notes

- 1) If you lose the lens or stop wearing it, carry a spare lens and use it with your glasses.
- 2) Put on the lens before the makeup and remove the lens before removing the makeup.
- 3) Make sure that cosmetics do not get on the lens.
- 4) When using eye drops, we recommend using artificial tears for soft contact lenses that do not contain preservatives.
- 5) Remove the lens when swimming.
- 6) When driving a car or operating a machine, please be sure to get used to the way you see.
- 7) Always carry spare lenses and glasses with you when travelling abroad. If you are staying abroad for an extended period of time, you should have regular checkups at a local medical institution.
- 8) If you notice anything wrong with an unused lens, please contact the lens supplier.

- 9) The tinted part of the lens may reduce the amount of light and make it difficult to see. It may also cause a sense of discomfort in the peripheral areas of the visual field. These may decrease as you get used to wearing the lens, but if they persist, consult an eye doctor.
- 10) Depending on the use of the lens, it may be difficult to see in the dark. Be especially careful when driving a car or operating a machine in a dark place.
- 11) During strenuous sports or other activities, the lens may shift and obstruct your vision.

[Storage method and validity period, etc.]

1. Storage method : Avoid direct sunlight, high temperatures, high humidity, and freezing and store at room temperature.
2. Expiry (EXP.) : Indicated on the label and outer box. For example, 20xx-03 expires on the last day of March 20xx. Do not use lenses that are past their expiration date.

[Name of Manufacturer and Distributor]

- Manufacturer & Distributor : AIRE INC. (Japan) Tel : 81-3-5985-0081
- Manufacturer : ST. SHINE OPTICAL CO., LTD. (Taiwan)

[Inquiry about symptoms]






Consult your eye doctor for any eye symptoms associated with wearing the lenses.

[Inquiry about products]

We take all possible measures to ensure the quality of our lenses, however, if you find anything wrong with the lenses or packaging, please keep them in your possession and consult your eye doctor or supplier, or contact us as below.

- Distributor : AISEI CO., LTD. (Japan) Tel : 81-0120-579-570

[Symbols on packaging]

Symbol	Definition	Symbol	Definition
BC	Base Curve	EXP.	Expiry
P	Vertex Refractive Index	LOT	Lot No.
DIA	Diameter		Sterile Using Steam Heat
	"Identification mark" for paper containers and wrapping		Do Not Re-Use (Single Use)
	"Identification mark" for composite materials		Please read Instruction for Use.

Please read carefully and keep this information for your use.

Ever Color 1day Natural MOIST LABEL UV

Japan Approval No. 22600BZX00273A02

[Warnings]

1. Wearing contact lenses may cause corneal epithelial disorders such as corneal ulcers, keratitis, corneal infiltration & corneal erosions, corneal edema, conjunctivitis, iritis, corneal angiogenesis and so on, and may hasten the decrease of corneal endothelial cells. Some eye disorders caused by lens wear can lead to blindness if left untreated.
2. In order to avoid the eye damage described above, the following should be observed when using the lenses.
 - 1) **Ensure proper application time.**
There is an individual difference in the time to wear the lens. Observe the application times indicated by your eye doctor.
 - 2) **Observe the duration of use.**
This lens is a disposal lens that should be replaced with a new lens in a day.
 - 3) **Observe the way of handling and use it correctly.**
Improper handling of the lens can lead to eye damage. Keep the lens clean and use it in the correct way.
 - 4) **Get a regular checkup.**
Even if there are no symptoms and you are using it well, your eyes and lenses may be damaged or your eye damage may have progressed. Even if there are no abnormalities, be sure to have regular examinations as directed by your eye doctor.
 - 5) **If you feel any abnormality, receive eye care immediately.**
Before wearing the lenses, check to see if there are any smears or redness in the eyes, check to see if there is any foreign body sensation, etc. If you feel any abnormality, you should consult an eye doctor.
 - 6) **Never use a lens that is damaged or otherwise defective.**
Be sure to check the lens for damage or other defects before use. If any subjective symptoms such as lens damage occur while wearing the lens and it is not improved, consult an eye doctor.

[Prohibition]

1. **Applicants** : The following people should not use it.
 - ✓ Acute and subacute inflammation of the anterior segment of the eye.
 - ✓ Eye infection.
 - ✓ Uveitis.
 - ✓ The corneal image is low.
 - ✓ Dry eye and lacrimal organ disease to the extent that becomes a problem for lens wear.
 - ✓ Eyelid abnormalities.
 - ✓ Allergic conditions to a degree that affects lens wear.
 - ✓ People who live in a constantly dry environment.
 - ✓ People who live in an environment where dust, chemicals etc. can be easily gotten into eyes.
 - ✓ People who cannot follow instructions from their eye doctor.
 - ✓ People who cannot use the lens properly.
 - ✓ People who cannot take a regular checkup.
 - ✓ People who are unable to maintain the hygiene required for lens wear.
2. **Use of Lens**
 - ✓ Do not give your lenses to others or use someone else's lenses.

- ✓ Reuse prohibition. Once you remove the lens, do not reuse the same but discard it.

3. Concomitant Medical Device

- ✓ Remove the lens when you have an MRI.

[Form, structure and principle]

1. Composition of the lens

- | | |
|--------------------------------------|--|
| 1) Grouping of soft contact lenses : | Group I |
| 2) Constituent monomer : | HEMA, NVP, MMA, Aromatic compounds |
| 3) Water content : | 42.5% |
| 4) Acid pass-through coefficient : | 11×10^{-11} (cm ² / sec), (mLO ₂ / (mL x mmHg)) |
| 5) Coloring agent : | Phthalocyanine Coloring Agent,
Metal Oxide Colorants,
Aromatic Coloring Agent,
Carbon-based Coloring Agent. |
| Place of the colored surface : | Colorant is present on the corneal side. |
| Condition of the colored part : | Colorant is embedded in the lens. |
| 6) UV absorbers : | Benzotriazole Ultraviolet Absorbent |
| UV absorption rate : | UV-A : 83%
UV-B : 98% |
| | (Vertex refractive force : -3.00D) |

2. Preservation Fluid

- | | |
|---|---|
| Main ingredients of preservation solution : | Sodium Chloride,
Phosphate Buffer Solution,
Moisturizing ingredient |
|---|---|

3. Principle

Vision is corrected by the apex refractive force added to the contact lens, and by the tear fluid that exists between the contact lens and the cornea.

[Purpose of use or effect]

Correct vision and changes of the appearance (color, pattern, shape) of the iris or pupil when used.

[How to use]

All-day use, 1day disposal.

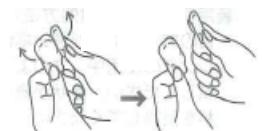
[Precautions for use related to usage etc.]

1. Lens on and off

- 1) Precautions for handling the lens
 - Cut your nails short and smooth then into a round shape.
 - Always clean your hands before handling the lens.
 - When putting on and taking off the lens, avoid sticking your fingernails or putting your fingertips in direct contact with your eyes.

2) How to take out the lens

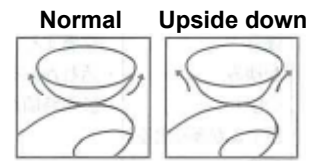
- Be careful not to cut your fingers with labels or containers.
- The packaging container should be folded into a pile and detached.



- Gently remove the lens from the container with the belly of your finger, without sticking your fingernails, to avoid damaging it.
- Check the left, right and reverse sides of the lens before use.

3) How to put the lens on

1. Place the lens on the tip of your index finger.



2. While looking in the mirror, pull down the lower eyelid with the middle finger of the hand on which the lens is placed and pull up the upper eyelid with the index finger of the other hand, opening the eye wide.
3. Slowly bring the lens closer to the eye and gently place it over the black eye.
4. Once you have placed the lens on your black eye, slowly release the finger that was opening your eye and blink slowly.
5. Make sure that there is no misalignment in the left and right view.

4) How to remove the lens

1. Pull down the lower eyelid with your middle finger.
2. Pinch the bottom of the lens with your thumb and forefinger to remove it,

2. Applying Schedule

- 1) This lens is a full-day wear, one-day disposal lens. The lenses should be worn while you are awake, and removed and discarded before you go to bed.
- 2) The schedule for getting used to wearing the lenses varies from person to person. Be sure to follow instructions by eye doctor and familiarize yourself with the schedule that works best for you.

< example >

Day 1	3 – 5 hours
Day 2	4 – 6 hours
Day 3	5 – 7 hours
Day 4	6 – 8 hours
Day 5 – 6	within 8 hours
Day 7 ~	examination, a full-day (preferable within 8 hours)

- 3) If you interrupt the use of the lens ;
 - For less than a week, you can use the lens as usual.
 - If you interrupt for more than a week, start with the example schedule as if you were using the lens for the first time.
 - If interrupted for more than one month, consult an eye doctor before starting the application.

3. Regular Checkup

Be sure to have regular check-ups one week, one month, three months, and every three months thereafter, or as directed by your eye doctor.

[Precautions for use]

1. Important Basic Notes

- 1) Always read this information carefully before wearing the lens and keep it ready to read when you need.
- 2) If you have an allergic disease (including allergies to materials such as metals), consult an eye doctor as the risk of adverse events increases.

2. Incompatible, harmful phenomenon

The following defects or adverse events may occur.

- 1) Unsuitable
Lens : Torn, scratched, deformed, discolored, foreign matter attached.
Solution & package : Leakage, damage.
- 2) Adverse events
Corneal epithelial disorders such as corneal ulcers, corneal abscesses, corneal perforations, corneal infiltration, corneal erosions, keratitis, and corneal epithelial staining and corneal edema, corneal angiogenesis, conjunctivitis, subconjunctival hemorrhage, iritis, wheat granuloma, mybome adenitis, chalazion, ptosis, regulatory eye strain, dry eye, decreased corneal endothelial cells, SEALS, conjunctival congestion, conjunctival edema, conjunctival papillae, ocular infections, conjunctival congestion, lacrimal fissure.

[Symptoms and measures to be taken when using the lens.]

- 1) Do not force the use of the lens if your eyes are uncomfortable.
- 2) If you experience any of the following symptoms while using the lens, please try the followings. If the symptoms persist, see an eye doctor as soon as possible.

Symptoms	Measures
foreign body sensation, pain, itching, dullness, frequent eye discharge, redness	<ul style="list-style-type: none"> - Check the lens and replace it with a new one if it is scratched or damaged. - If there is a stain, replace it with a new lens. - If the time of application is too long, shorten the application time.
instability of vision, difficulty seeing, eye fatigue	<ul style="list-style-type: none"> - Check the left, right and back of the lens and replace it with a new lens. - If the time of application is too long, shorten the application time.
dry feeling	<ul style="list-style-type: none"> - Blink a few times and let out a lot of tears. - Dropping eye drops for soft contact lenses.

3. Application to the elderly

Consult an eye doctor if you are an elderly person who has difficulty putting on and taking off the lens by yourself.

4. Application to pregnant women, nursing women, lactating women, children etc.

- 1) If you need to take medication or eye drops, or if you are pregnant or immediately after childbirth, consult your eye doctor as this may affect your lens wear.
- 2) When children are allowed to use lenses, they should be supervised by a parent or guardian.

5. Other notes

- 1) If you lose the lens or stop wearing it, carry a spare lens and use it with your glasses.
- 2) Put on the lens before the makeup and remove the lens before removing the makeup.
- 3) Make sure that cosmetics do not get on the lens.
- 4) When using eye drops, we recommend using artificial tears for soft contact lenses that do not contain preservatives.
- 5) Remove the lens when swimming.
- 6) When driving a car or operating a machine, please be sure to get used to the way you see.
- 7) Always carry spare lenses and glasses with you when travelling abroad. If you are staying abroad for an extended period of time, you should have regular checkups at a local medical institution.
- 8) If you notice anything wrong with an unused lens, please contact the lens supplier.

- 9) The tinted part of the lens may reduce the amount of light and make it difficult to see. It may also cause a sense of discomfort in the peripheral areas of the visual field. These may decrease as you get used to wearing the lens, but if they persist, consult an eye doctor.
- 10) Depending on the use of the lens, it may be difficult to see in the dark. Be especially careful when driving a car or operating a machine in a dark place.
- 11) During strenuous sports or other activities, the lens may shift and obstruct your vision.

[Storage method and validity period, etc.]

1. Storage method : Avoid direct sunlight, high temperatures, high humidity, and freezing and store at room temperature.
2. Expiry (EXP.) : Indicated on the label and outer box. For example, 20xx-03 expires on the last day of March 20xx. Do not use lenses that are past their expiration date.

[Name of Manufacturer and Distributor]

- Manufacturer & Distributor : AIRE INC. (Japan) Tel : 81-3-5985-0081
- Manufacturer : ST. SHINE OPTICAL CO., LTD. (Taiwan)

[Inquiry about symptoms]






Consult your eye doctor for any eye symptoms associated with wearing the lenses.

[Inquiry about products]

We take all possible measures to ensure the quality of our lenses, however, if you find anything wrong with the lenses or packaging, please keep them in your possession and consult your eye doctor or supplier, or contact us as below.

- Distributor : AISEI CO., LTD. (Japan) Tel : 81-0120-579-570

[Symbols on packaging]

Symbol	Definition	Symbol	Definition
BC	Base Curve	EXP.	Expiry
P	Vertex Refractive Index	LOT	Lot No.
DIA	Diameter		Sterile Using Steam Heat
	"Identification mark" for paper containers and wrapping		Do Not Re-Use (Single Use)
	"Identification mark" for composite materials		Please read Instruction for Use.